

 Sandberg®

Wireless Headset ANC+ENC Pro

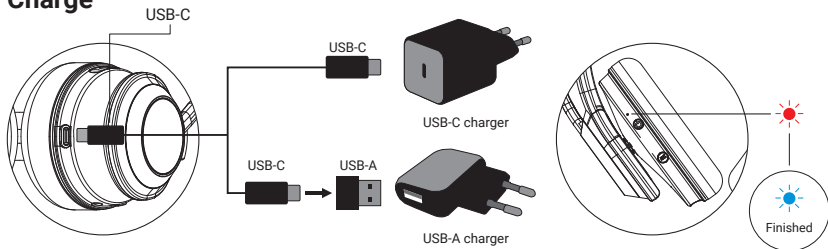
Quick guide

126-45

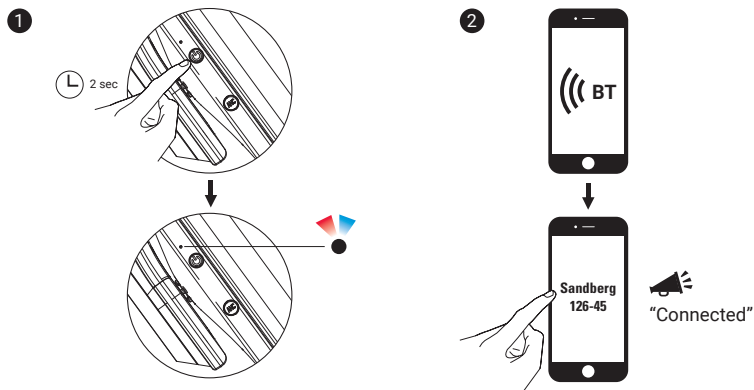


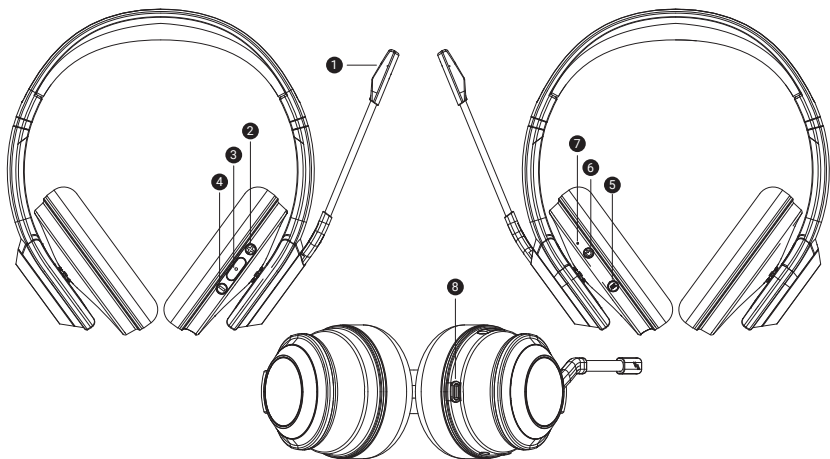
www.sandberg.world

Charge



Pairing



Product overview


1. Microphone

 3. 

 5. 






7. LED indicator

 2. 

 4. 

 6. 

8. USB-C port for charging and wired connection

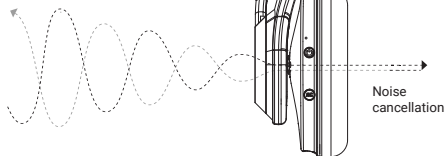
Button	Wired mode with USB cable		Bluetooth mode with ENC/ANC		
	Function	Operation	Function	Operation	Note
	-	-	Power on/off	Press and hold for 2 seconds	-
	Play/pause music	Press once	Play/pause music	Press once	Only for music playing
	-	-	Pick up/Hang up a call	Press once	-
	-	-	Redial last number	Press twice	-
	-	-	Reject a call	Press and hold for 2 seconds	-
	-	-	Unpairing	Press three times	Unpair your bluetooth headset by simply press this button three times in a row, then you can pair to a new smart device
	Microphone mute on/off	Press once	Microphone mute on/off	Press once	-
	ANC on/off	Press and hold for 2 seconds	ANC on/off	Press and hold for 2 seconds	-
	Volume up	Press once	Volume up	Press once	-
	Next Track	Press and hold for 2 seconds	Next Track	Press and hold for 2 seconds	-
	Volume down	Press once	Volume down	Press once	-
	Previous Track	Press and hold for 2 seconds	Previous Track	Press and hold for 2 seconds	-

LED and Voice indicator overview

Power on	The indicator light flashes red and blue, and the voice prompt says "power on".
Power off	The indicator light turns off, and the voice prompt says "power off".
Bluetooth connected	The indicator light flashes blue, and the voice prompt says "Bluetooth mode".
Bluetooth disconnected	The indicator light flashes red and blue, and the voice prompt says "disconnected".
Charging the headphones	The indicator light will be red while charging and turns off when the headphones are fully charged.
Microphone mute on	The voice prompt says "mute on".
Microphone mute off	The voice prompt says "mute off".
Low battery	The voice prompt "low battery" is played every 30 seconds when battery is low.
ANC on	The indicator light turns solid green.
Power saving mode	The headset will automatically turn off after 5 minutes of inactivity.
Connected with USB cable	The voice prompt says "power on".

ANC (Active Noise Cancellation)

The headphone counters external sound with equal anti-noise to achieve noise cancellation.



● External noise ● Internal anti-noise

ENC (Environmental Noise Cancellation)

Ensuring clear voice from the microphone by cancelling, unwanted sound when making a call or playing a game.

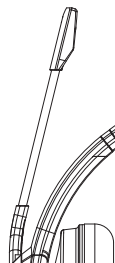


● Human voice
● External sound

Without ENC



With ENC





Declaration of Conformity

Manufacturer: Sandberg A/S
Address: Bregnerødvej 133D, 3460 Birkerød, Denmark
Product description: Wireless headset with charging dock
Product name/Type no: Sandberg Wireless Headset ANC+ENC Pro/ 126-45

We declare under our sole responsibility that the products, to which this declaration relates, are in conformity with the Council Directives on the approximation of the laws of the EEC Member States relating to the following:

Directives

EMC Directive 2014/30/EU
RED Directive 2014/53/EU
RoHS Directive 2011/65/EU with amendment (EU)2015/863

And standards

ETSI EN 300 328 V2.2.2 (2019-07)
ETSI EN 301 489-1 V2.2.3 (2019-11)
EN 301 489-17 V3.2.4 (2020-09)
EN 55032:2015+A1:2020
EN 55035:2017+A11:2020
EN IEC 61000-3-2:2019+A1:2021
EN 61000-3-3:2013+A2:2021
EN 62479:2010
EN 50663:2017
EN IEC 62368-1:2020+A11:2020
IEC 62321-3-1:2013
IEC 62321-4:2017
IEC62321-5:2013
IEC62321-6:2015
IEC62321-7-1:2015
IEC62321-7-2:2017
IEC62321-8-2017

Date: 27th October 2023

Location: Birkerød, Denmark

Name: Anders Petersen


Signature

**CE letter of
conformity**



Support

<http://helpdesk.sandberg.world>

Warranty

There is a five-year warranty on your Sandberg product. Please read the warranty terms and register your new Sandberg product at www.sandberg.world/warranty

5
Years
Warranty



Item no. 126-45

Wireless Headset ANC+ENC Pro

Sandberg A/S www.sandberg.world Made in China
Bregneroadvej 133D,
3460 Birkerød,
Denmark



NOTE: For optimal battery performance, we recommend fully discharging and recharging the power bank at least once every three months.

For information on handling electronic waste, see www.sandberg.world/weee

